



St. Barbara School's 2017 ASPIRE® Results

Dear Parents,

St. Barbara is proud to share its ASPIRE® test results for grades 3-8. Overall, St. Barbara did **exceptionally well** in all subtests. All students attending Catholic elementary schools in the Archdiocese of Chicago took the ASPIRE® test in April 2017. This is the second year the ASPIRE was administered to students in grades 3-8 throughout the Archdiocese of Chicago.

The ASPIRE® test measures academic performance in terms of college and career readiness standards. The ASPIRE® test is aligned to the ACT College Readiness Benchmarks. Results are used to recognize student performance and strengthen student achievement and school improvement. Each student receives a three digit score on each of the subject tests. Students scoring at and above a benchmark score are considered to be currently “on-target” for college readiness when they take the ACT® (college admissions test) as high school juniors and seniors. The tables below show how St. Barbara students in grades 3-8 performed on the ASPIRE test.

National percentile scores range from 1-99 and the national average for every subject and grade is 50. You may recall that National Percentile scores indicate the ranking of an individual student or group of students to students in the U.S. at the same grade.

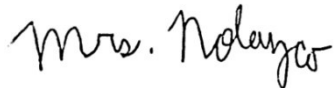
The test we used in previous years, the TerraNova III, also reported its results in National Percentile scores. Although these scores have the same name and are calculated the same way, TerraNova and Aspire scores CANNOT be compared. Not only are the content and rigor of these tests different, the sample of students and the time the norms were collected are different. Therefore, comparing Aspire results with TerraNova III results would be invalid. With the Aspire test, we will be able to show your child's academic growth from year to year and his/her college and career readiness. The Aspire tests provide other valuable information to help you and your teachers better understand your child's achievements and areas of improvement.

The tables on the next pages provide an excellent overview on how our students performed on the Aspire test and how they compare to students in the Archdiocese of Chicago and the nation. Student test performance (scale scores) is evaluated in terms of how “on-track” students are at their grade level so they will be “college and career ready” by the time of their high school graduation. ACT assigns one of four College and Career “Readiness” levels based on Aspire scale scores: **Exceeding, Ready, Close, and In Need of Support**. The average scale scores at each grade for St. Barbara School, Archdiocese of Chicago, and the nation are found in the tables accompanying this letter. The corresponding Readiness Level appears just below. Finally, the ACT Aspire Benchmark appears in the last row of each table to provide the minimum scale score to meet a benchmark for a content or subject area.

With a few exceptions, the St. Barbara School scale score averages for each grade were at the *Ready* readiness level. St. Barbara Writing scale score averages are also near the averages for the Archdiocese of Chicago and the nation. As you know, 2016 was the first year the Archdiocese of Chicago and St. Barbara assessed writing. Scale score averages for Writing in Grades 3, 4, and 5 fell within the *Close* readiness level. St. Barbara School Writing scale score averages in Grades 6, 7, and 8 were not only comparatively better than the earlier grades, but also fell within the *Ready* readiness level and are higher than those for the Archdiocese of Chicago and the nation.

These disparities may be due to differences between the groups of students in the different grades at St. Barbara or it may indicate that our students' writing achievement advances to the *Ready* readiness level by the time they reach the upper grades and are preparing for selective high schools. We are making adjustments to our curriculum and instruction to improve every student's writing achievement. We expect these curriculum and instruction improvements will not only improve writing achievement but also further raise the achievement in all subject areas. We also are working to raise our already high bar of student achievement in other subject areas. St. Barbara students have performed extremely well on the Aspire test and continue in leading schools in the Archdiocese of Chicago and the nation. The students of St. Barbara School are definitely making a difference academically, and your collaboration is a vital part of our student's achievement as we pursue attaining a Blue Ribbon of Excellence!

Sincerely,

A handwritten signature in black ink that reads "Mrs. Nolzco". The signature is written in a cursive, flowing style.

Mrs. Nolzco

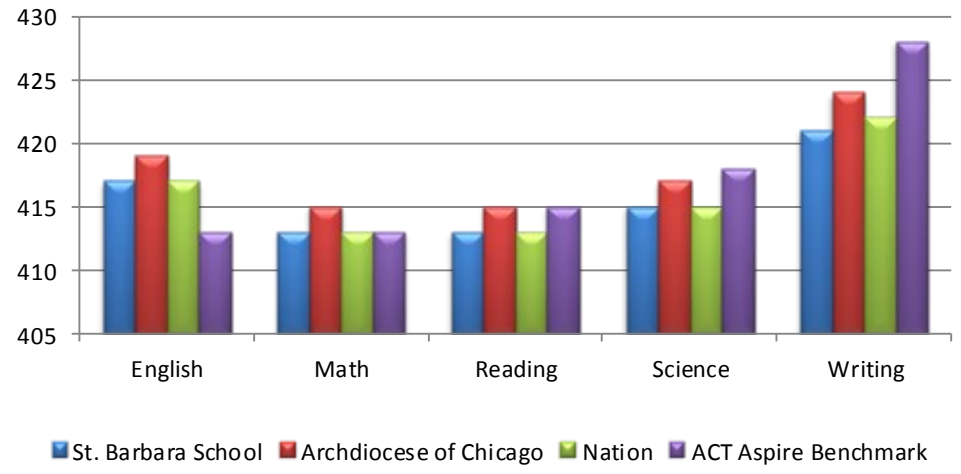
ACT ASPIRE TEST RESULTS—Grade 3

2016 Scores vs 2017 Scores

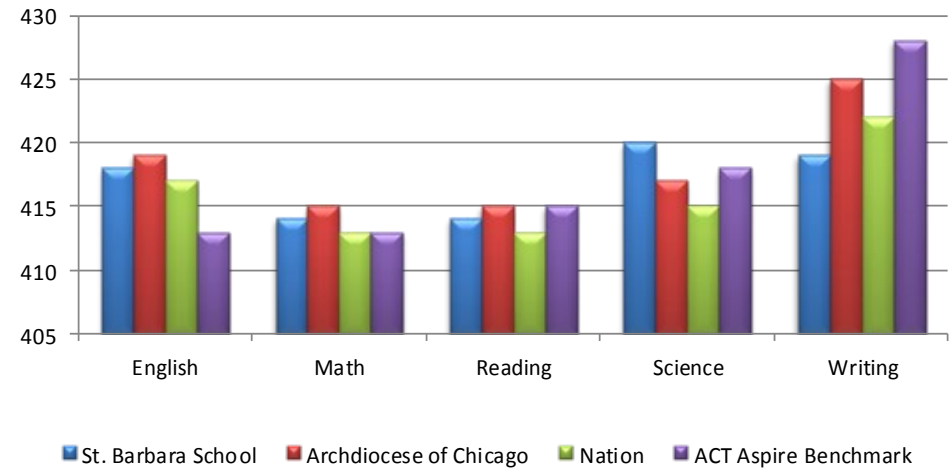
2016 ACT Aspire Scale Score Average and Readiness Level					
Grade 3					
	English	Math	Reading	Science	Writing
St. Barbara School	417	413	413	415	421
Readiness Level	Ready	Ready	Close	Close	Close
Archdiocese of Chicago	419	415	415	417	424
Readiness Level	Exceeding	Ready	Ready	Close	Close
Nation	417	413	413	415	422
Readiness Level	Ready	Ready	Close	Close	Close
ACT Aspire Benchmark	413	413	415	418	428

2017 ACT Aspire Scale Score Average and Readiness Level					
Grade 3					
	English	Math	Reading	Science	Writing
St. Barbara School	418	414	414	420	419
Readiness Level	Ready	Ready	Close	Ready	Need Support
Archdiocese of Chicago	419	415	415	417	425
Readiness Level	Exceeding	Ready	Ready	Close	Close
Nation	417	413	413	415	422
Readiness Level	Ready	Ready	Close	Close	Close
ACT Aspire Benchmark	413	413	415	418	428

2016 ACT Aspire Scores St. Barbara Catholic School - Grade 3



2017 ACT Aspire Scores St. Barbara Catholic School - Grade 3



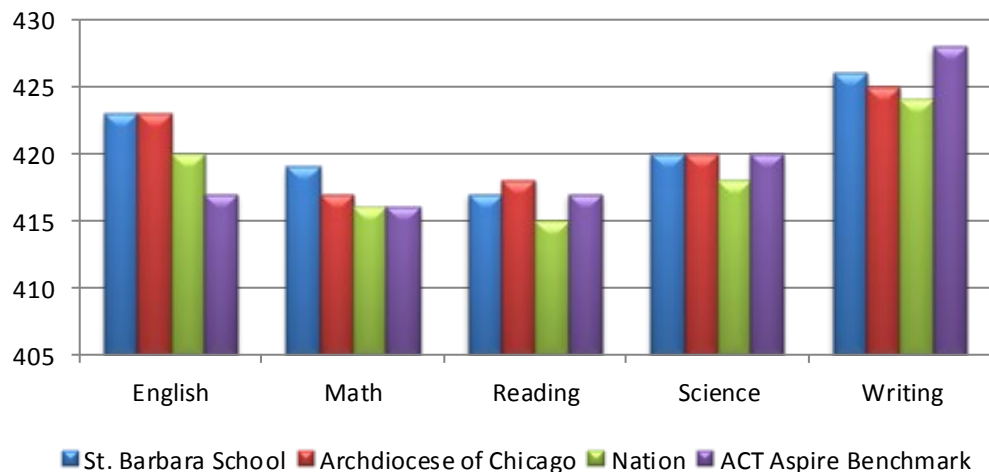
ACT ASPIRE TEST RESULTS - Grade 4

2016 Scores vs 2017 Scores

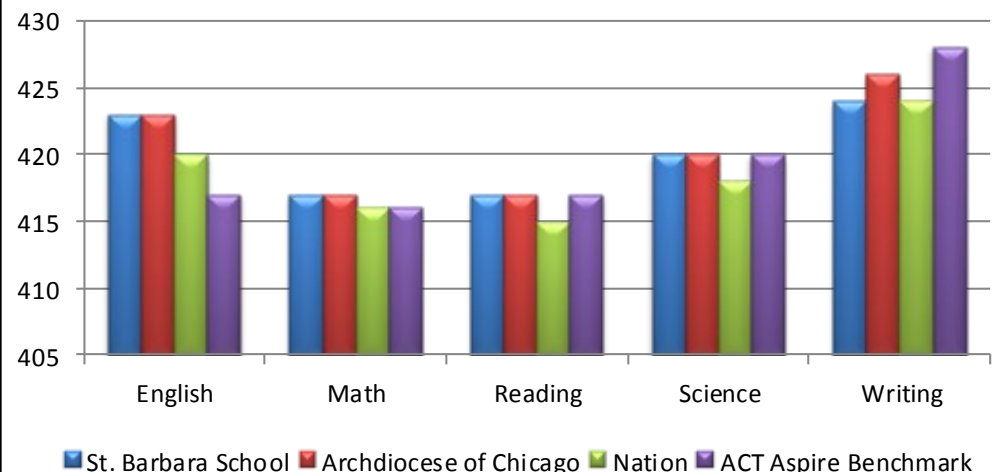
2016 ACT Aspire Scale Score Average and Readiness Level					
Grade 4					
	English	Math	Reading	Science	Writing
St. Barbara School	423	419	417	420	426
Readiness Level	Ready	Ready	Ready	Ready	Close
Archdiocese of Chicago	423	417	418	420	425
Readiness Level	Exceeding	Ready	Ready	Ready	Close
Nation	420	416	415	418	424
Readiness Level	Ready	Ready	Close	Close	Close
ACT Aspire Benchmark	417	416	417	420	428

2017 ACT Aspire Scale Score Average and Readiness Level					
Grade 4					
	English	Math	Reading	Science	Writing
St. Barbara School	423	417	417	420	424
Readiness Level	Ready	Ready	Ready	Ready	Close
Archdiocese of Chicago	423	417	417	420	426
Readiness Level	Exceeding	Ready	Ready	Ready	Close
Nation	420	416	415	418	424
Readiness Level	Ready	Ready	Close	Close	Close
ACT Aspire Benchmark	417	416	417	420	428

2016 ACT Aspire Scores St. Barbara Catholic School - Grade 4



2017 ACT Aspire Scores St. Barbara Catholic School - Grade 4



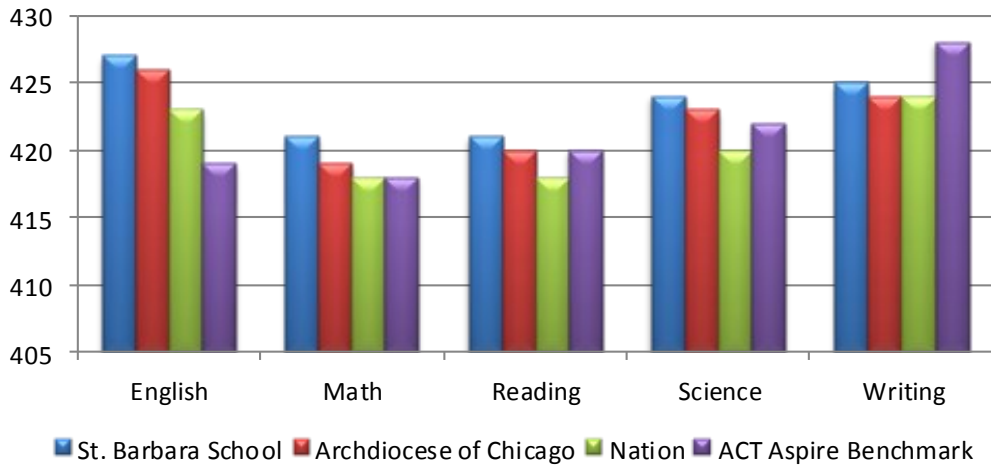
ACT ASPIRE TEST RESULTS - Grade 5

2016 Scores vs 2017 Scores

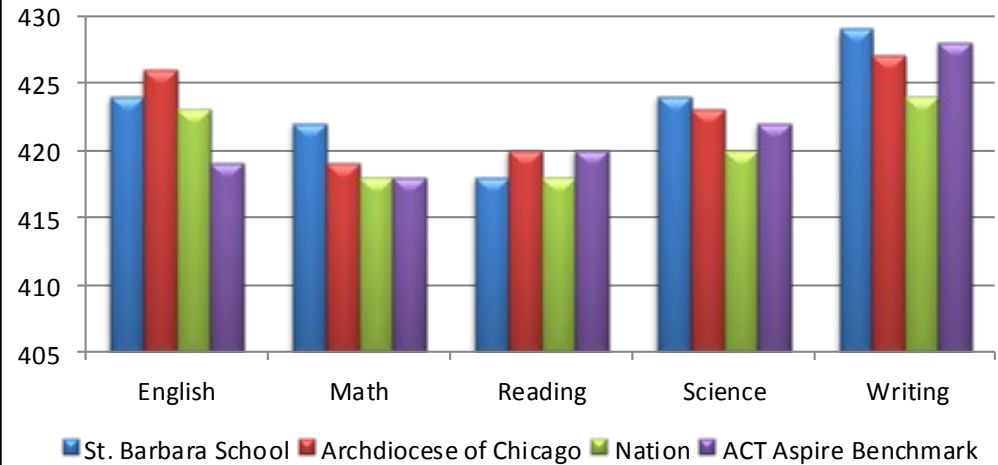
2016 ACT Aspire Scale Score Average and Readiness Level					
Grade 5					
	English	Math	Reading	Science	Writing
St. Barbara School Readiness Level	427 Ready	421 Ready	421 Ready	424 Ready	425 Close
Archdiocese of Chicago Readiness Level	426 Exceeding	419 Ready	420 Ready	423 Ready	424 Close
Nation Readiness Level	423 Ready	418 Ready	418 Close	420 Close	424 Close
ACT Aspire Benchmark	419	418	420	422	428

2017 ACT Aspire Scale Score Average and Readiness Level					
Grade 5					
	English	Math	Reading	Science	Writing
St. Barbara School Readiness Level	424 Ready	422 Ready	418 Close	424 Ready	429 Ready
Archdiocese of Chicago Readiness Level	426 Exceeding	419 Ready	420 Ready	423 Ready	427 Close
Nation Readiness Level	423 Ready	418 Ready	418 Close	420 Close	424 Close
ACT Aspire Benchmark	419	418	420	422	428

2016 ACT Aspire Scores St. Barbara Catholic School - Grade 5



2017 ACT Aspire Scores St. Barbara Catholic School - Grade 5



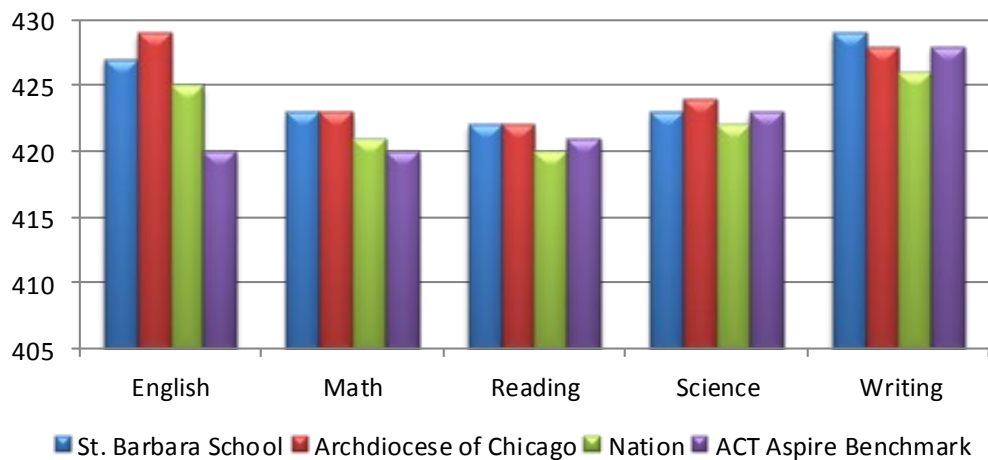
ACT ASPIRE TEST RESULTS - Grade 6

2016 Scores vs 2017 Scores

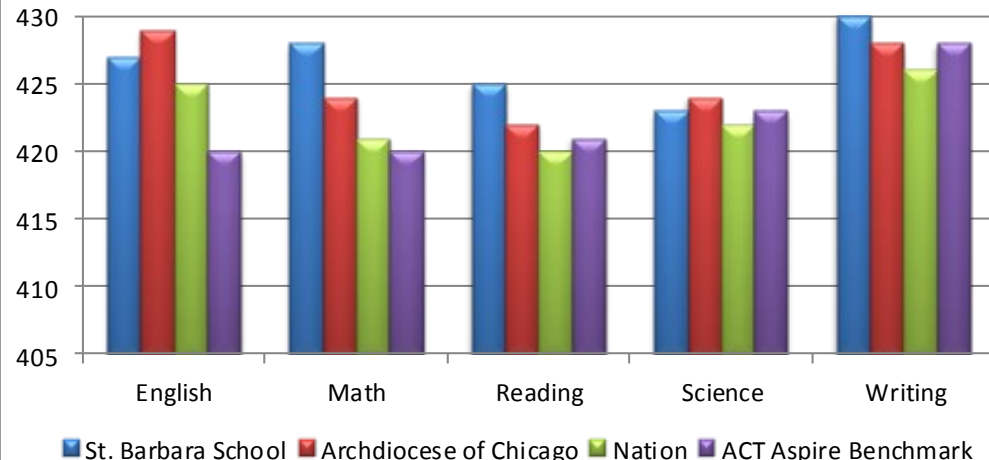
2016 ACT Aspire Scale Score Average and Readiness Level					
Grade 6					
	English	Math	Reading	Science	Writing
St. Barbara School	427	423	422	423	429
Readiness Level	Ready	Ready	Ready	Ready	Ready
Archdiocese of Chicago	429	423	422	424	428
Readiness Level	Exceeding	Ready	Ready	Ready	Close
Nation	425	421	420	422	426
Readiness Level	Ready	Ready	Close	Close	Close
ACT Aspire Benchmark	420	420	421	423	428

2017 ACT Aspire Scale Score Average and Readiness Level					
Grade 6					
	English	Math	Reading	Science	Writing
St. Barbara School	427	428	425	423	430
Readiness Level	Ready	Exceeds	Ready	Ready	Ready
Archdiocese of Chicago	429	424	422	424	428
Readiness Level	Exceeding	Ready	Ready	Ready	Close
Nation	425	421	420	422	426
Readiness Level	Ready	Ready	Close	Close	Close
ACT Aspire Benchmark	420	420	421	423	428

2016 ACT Aspire Scores St. Barbara Catholic School - Grade 6



2017 ACT Aspire Scores St. Barbara Catholic School - Grade 6



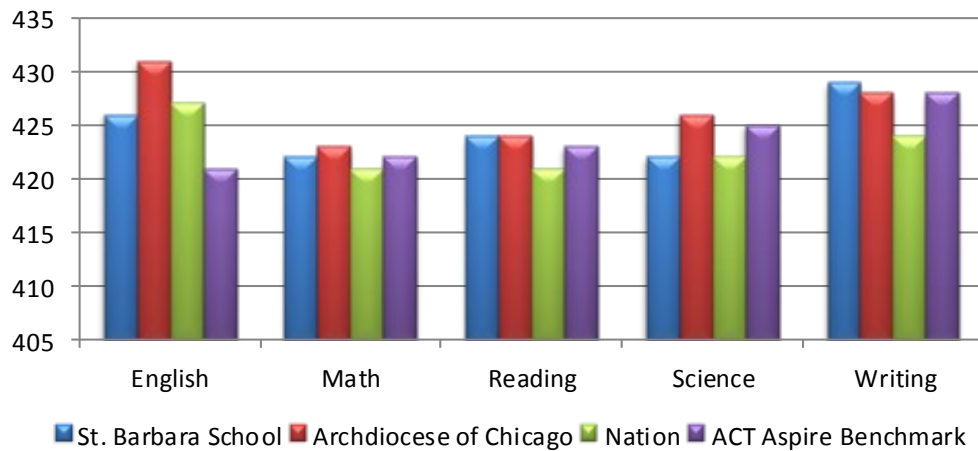
ACT ASPIRE TEST RESULTS - Grade 7

2016 Scores vs 2017 Scores

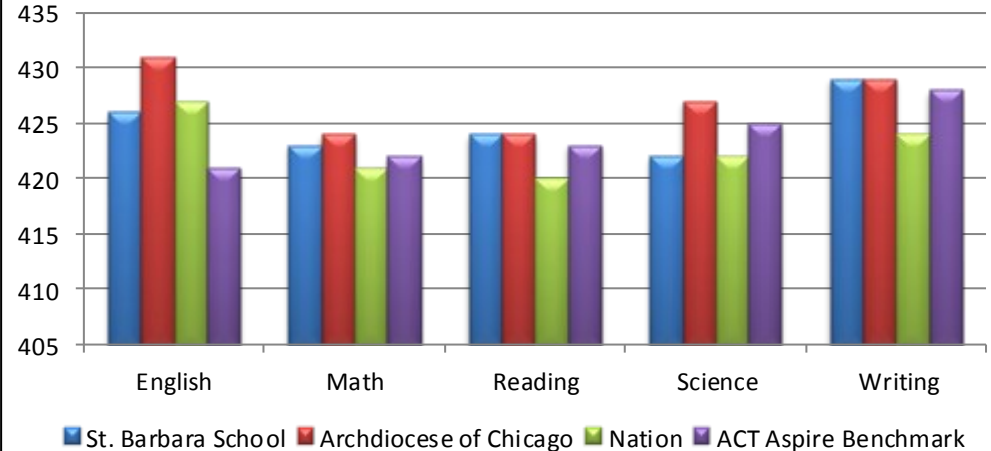
2016 ACT Aspire Scale Score Average and Readiness Level					
Grade 7					
	English	Math	Reading	Science	Writing
St. Barbara School	426	422	424	422	429
Readiness Level	Ready	Ready	Ready	Close	Ready
Archdiocese of Chicago	431	423	424	426	428
Readiness Level	Exceeding	Ready	Ready	Ready	Close
Nation	427	421	421	422	424
Readiness Level	Ready	Close	Close	Close	Close
ACT Aspire Benchmark	421	422	423	425	428

2017 ACT Aspire Scale Score Average and Readiness Level					
Grade 7					
	English	Math	Reading	Science	Writing
St. Barbara School	426	423	424	422	429
Readiness Level	Ready	Ready	Ready	Close	Ready
Archdiocese of Chicago	431	424	424	427	429
Readiness Level	Exceeding	Ready	Ready	Ready	Ready
Nation	427	421	420	422	424
Readiness Level	Ready	Close	Close	Close	Close
ACT Aspire Benchmark	421	422	423	425	428

2016 ACT Aspire Scores St. Barbara Catholic School - Grade 7



2017 ACT Aspire Scores St. Barbara Catholic School - Grade 7



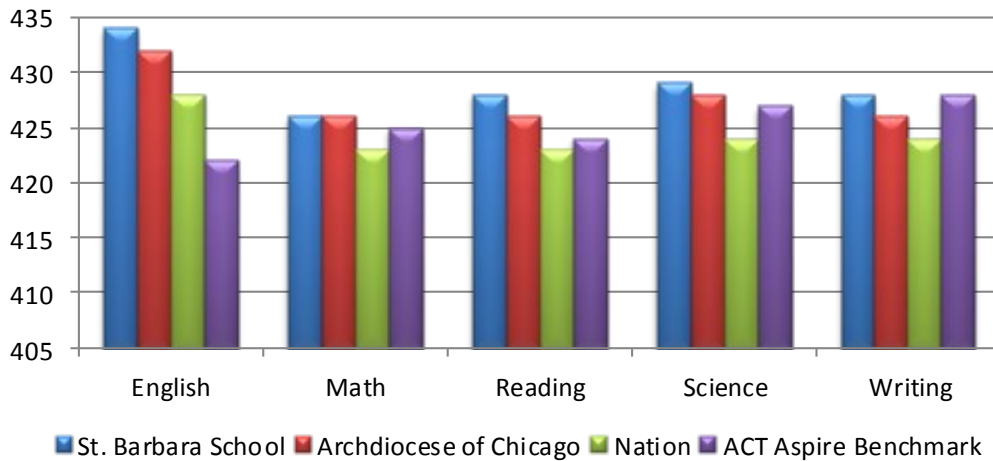
ACT ASPIRE TEST RESULTS - Grade 8

2016 Scores vs 2017 Scores

2016 ACT Aspire Scale Score Average and Readiness Level					
Grade 8					
	English	Math	Reading	Science	Writing
St. Barbara School	434	426	428	429	428
Readiness Level	Ready	Ready	Ready	Ready	Ready
Archdiocese of Chicago	432	426	426	428	426
Readiness Level	Exceeding	Ready	Ready	Ready	Close
Nation	428	423	423	424	424
Readiness Level	Ready	Close	Close	Close	Close
ACT Aspire Benchmark	422	425	424	427	428

2017 ACT Aspire Scale Score Average and Readiness Level					
Grade 8					
	English	Math	Reading	Science	Writing
St. Barbara School	434	429	426	429	429
Readiness Level	Ready	Ready	Ready	Ready	Ready
Archdiocese of Chicago	432	426	426	428	430
Readiness Level	Exceeding	Ready	Ready	Ready	Ready
Nation	428	423	423	424	424
Readiness Level	Ready	Close	Close	Close	Close
ACT Aspire Benchmark	422	425	424	427	428

2016 ACT Aspire Scores St. Barbara Catholic School - Grade 8



2017 ACT Aspire Scores St. Barbara Catholic School - Grade 8

